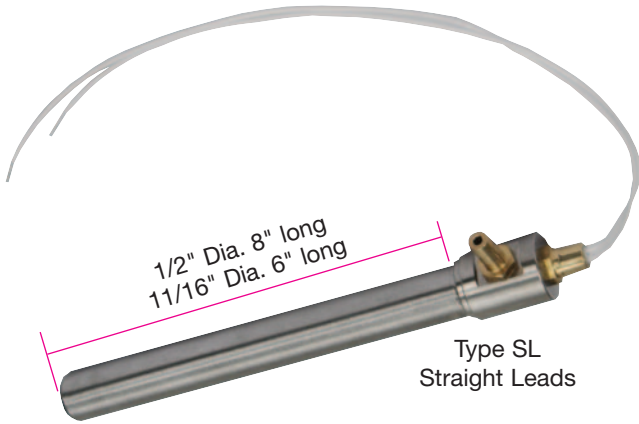



### HAC In-Line Forced Air Process Heaters

#### Design Features


- \* Two standard sizes:  
1/2" diameter × 8" long,  
11/16" diameter × 6" long
- \* 304 Stainless Steel sheath
- \* 120 Volt only
- \* Exit air or gas temperature up to 1400°F (760°C)
- \* Inlet air or gas temperature up to 250°F (121°C)
- \* Ceramic coil support and insulator
- \* Three different terminations
- \* Customized termination, inlet, outlet, and wattage to customer specification available



Type SL  
Straight Leads




Type SA  
Straight Air Inlet



Barbed Fitting  
for 1/4" ID Tube

Type NT  
90° Air Inlet



#### Daisy Wound Heating Element

This continuous wound heavy gauge high temperature alloy wire is supported on a custom designed ceramic insulator. This unique coil design rapidly and efficiently removes heat from the resistor wire to achieve higher air/gas temperatures than conventional coil wound designs. The coil assembly is enclosed in a stainless steel housing for safety and durability. Termination can be customized to suit your specific application. Consult Tempco with your requirements.

#### Standard (Non-Stock) 120V In-Line Air Process Heaters

Heaters have 12" Teflon® leads standard, and the air inlet is a barbed fitting for a 1/4" ID tube.

Termination Type	1/2" Diameter, 120V 8" Heater Length				11/16" Diameter, 120V 6" Heater Length	
	325W	400W	500W	600W	500W	600W
SA	HAC00001	HAC00004	HAC00007	HAC00010	HAC00013	HAC00016
SL	HAC00002	HAC00005	HAC00008	HAC00011	HAC00014	HAC00017
NT	HAC00003	HAC00006	HAC00009	HAC00012	HAC00015	HAC00018



Air heaters must always have air flowing through them and should preferably be operated in a horizontal position. Use clean air.